



# LinMot 硬體接線說明

以C1100 + DM guide為例

# 準備線材與工具




電源配線材

十字起子與一字起子





RS232 to USB


電源：大電**72VDC** (馬達動力); 小電**24VDC** (控制電路)




**請注意VDC正(+ )負(- )電不要接錯!!!**



馬達線材



# 通訊線材：(RJ45 to RS232) 與 (RS232 to USB)



# 接線完成

